




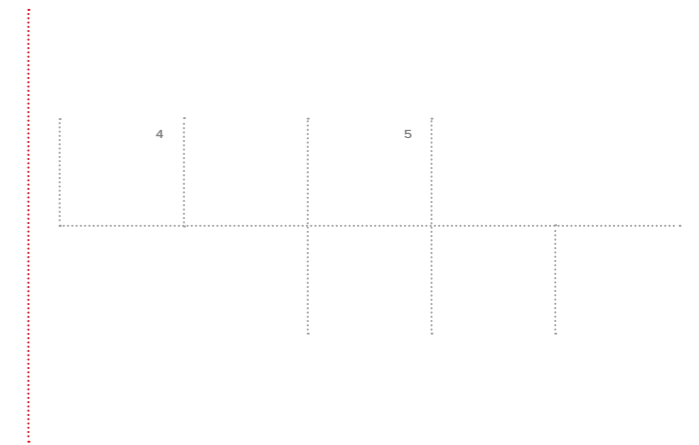



社会员



13

20





1

9 20

2009

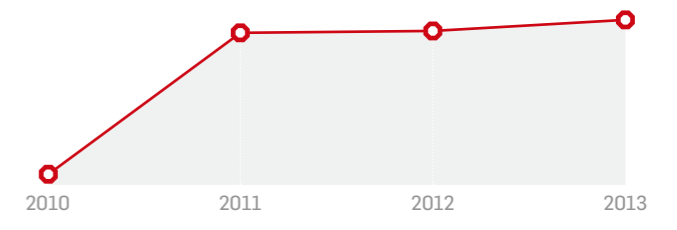
6 27

2010

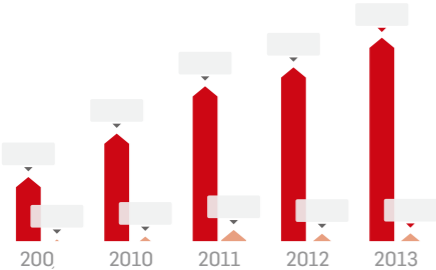
D 20

2010-2013
100

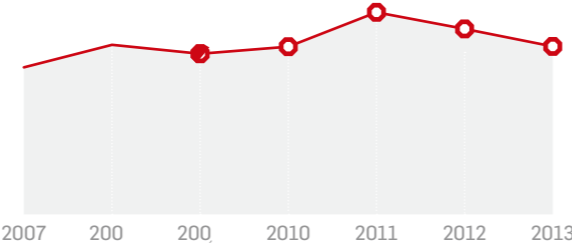
[2010-2013]



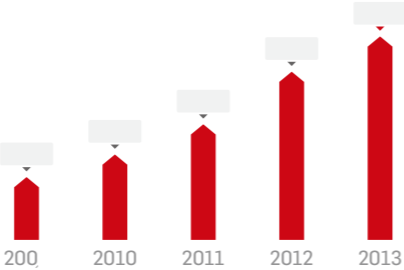
2009-2013



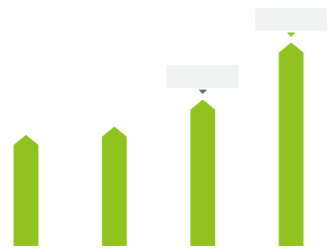
2007-2013



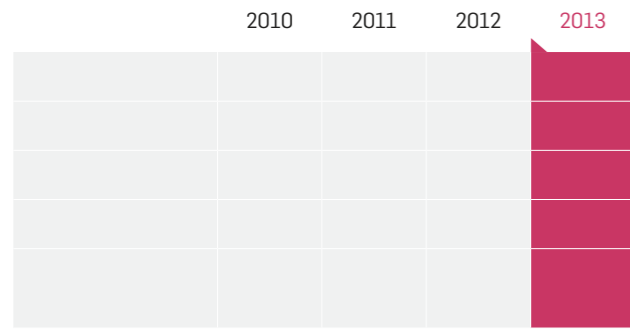
2009-2013



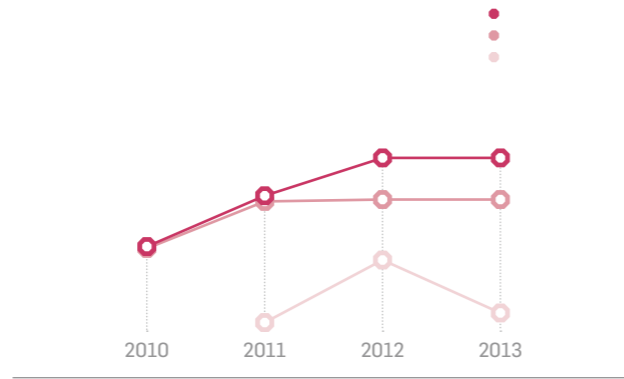
2009-2013



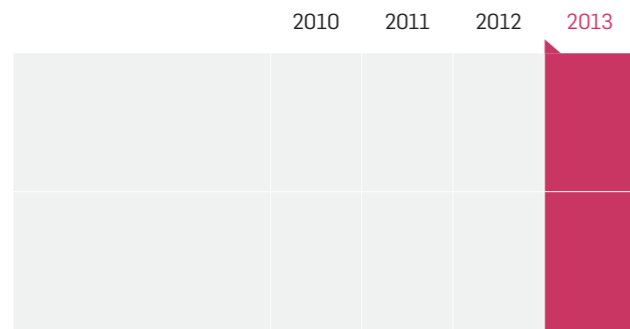
2010-2013



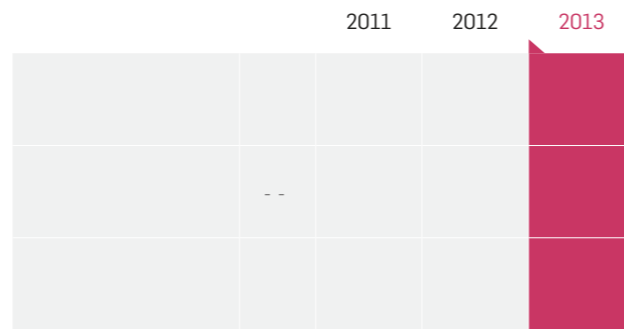
2010-2013



2010-2013





2011-2013




2012-2013



2012-2013





189
1157



3

2018



" "

2013
1.8

2013
5068

CSI
CSI

3.0

2013

2

31


2

CSI
13

CSI

2000 7

1999








2013



KPI





6

o

f



7 . . . 5 . . .





2013

AAA

2013
98.0%

2013
2.2

2013

15

" 2014


"



2013
1473
 2013
2066

2013

54.9



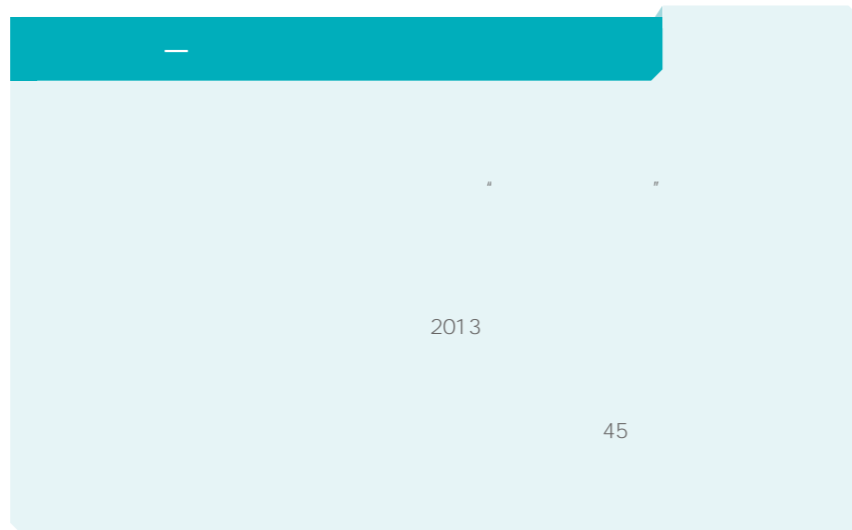
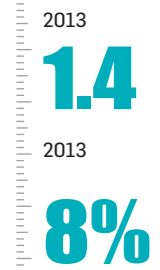
2013


3231

2013

259.4








2013

30

145

/

“ ” ”




2013 100

PM2.5

11
11
2013

150
" "
" "




2013
1606 MW

2013
6191.2



2013
14.5





“ ”

“ ”



0012

0

2

6

6
2013
22.1%

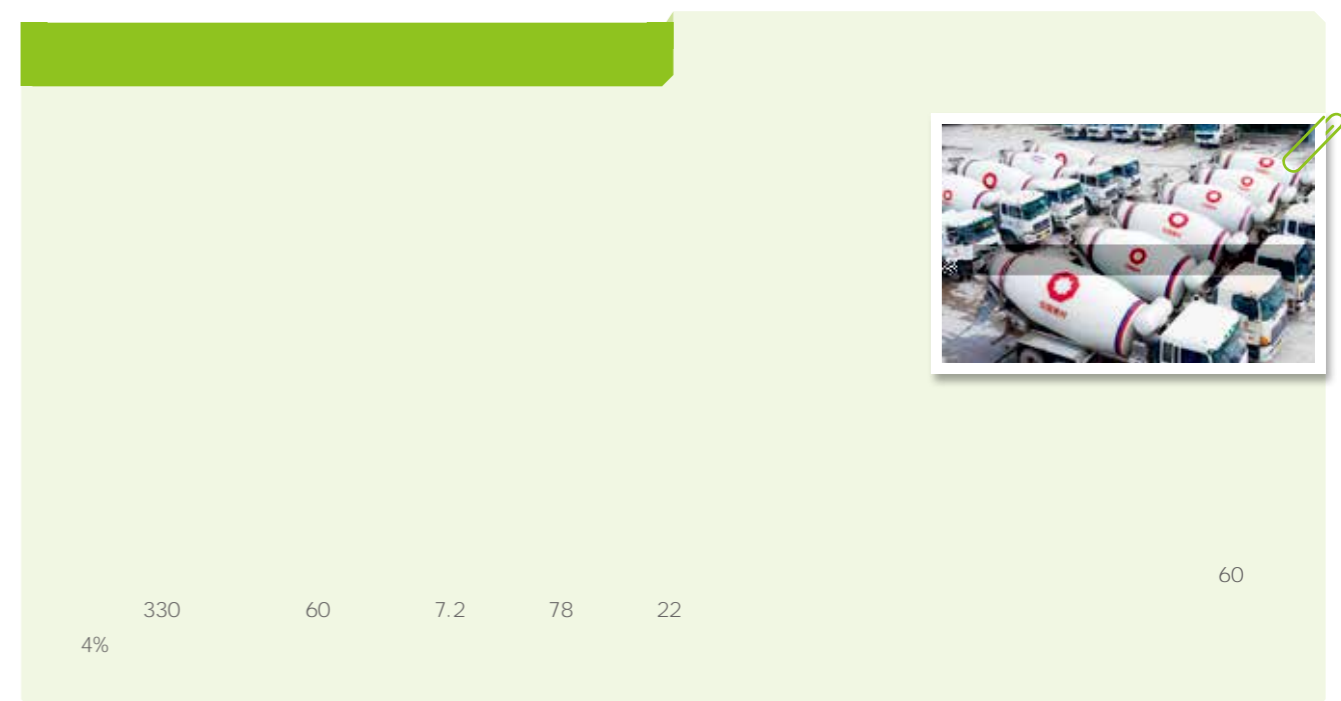
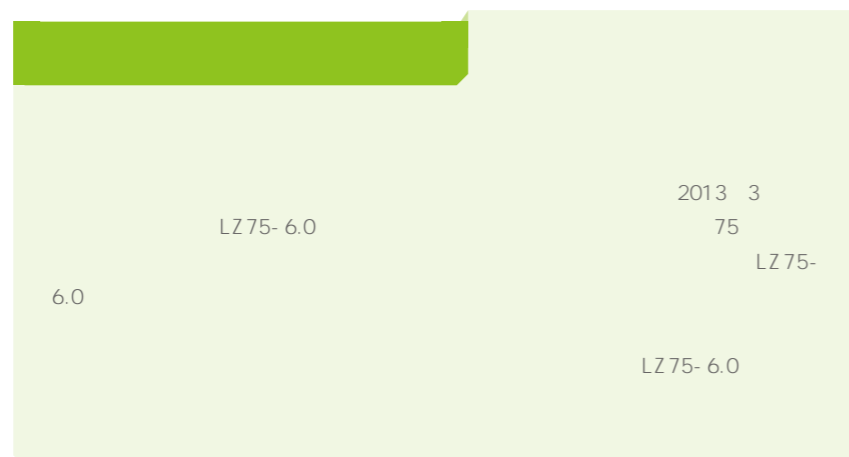



LOW-E

LOW-E



2013
66.4%








2013
17.9



2013
3.1

2013
164.2





2013

0

2013

24%

2013

3

2013

14.9

1

2

3

4

5

6

7

8

9

2013

6

2013

2

117

2013



2013

95.4%

2013

99.4%

2013

1

2013

99

2013

160





2013

1.0

2013

100%


2013

10.8%

2013

453

" "



D



2013

1.1

2195.1



2013

80%

2013

30

2013

63.5

2013 45 / 30

2013
1564
1234
79%

2013 9 8

2.23 8

3 20

800

© B

2013
2195.1

2013
332

2013
3500

4 20 8 2
7.0

" 4 20


"

m

d

A

" "	
2	8
3700	
"	75
"	
95	9
" 2013 9 8	
"	
"	

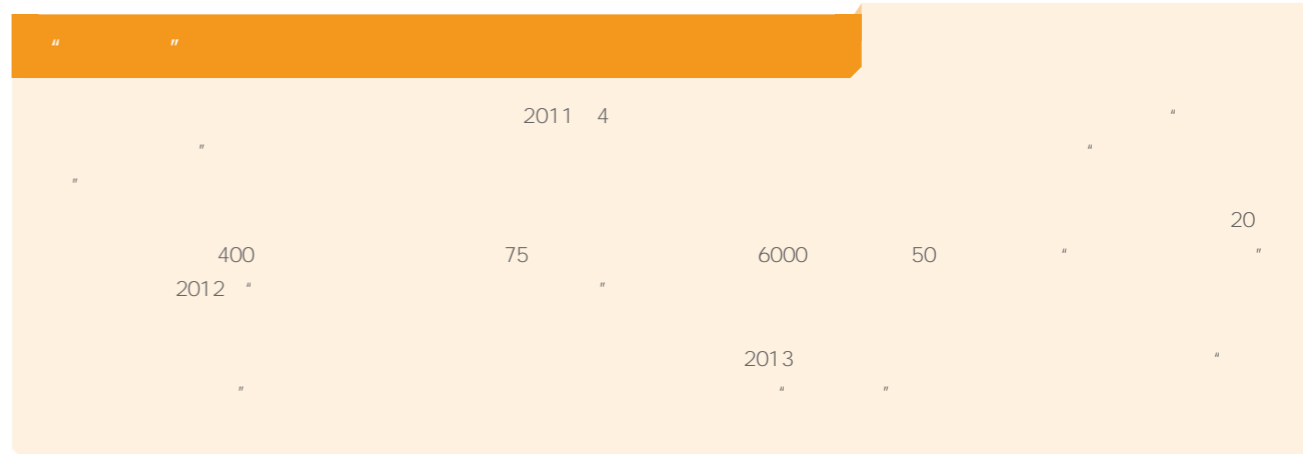


2013
109

2013
144.7

2013
1.1

2013
4864







www.cnbm.com.cn

"

-

"

1. 2013

2. 2013

3. 2014

4.

Four horizontal lines for text entry.

,

	/
/	
	E - mail



